

## North Plains Groundwater Conservation District Video Library Listing

### ***Earth Cafe: Source Water Contamination and Protection***

For grades 3 - 6. Kids laugh and learn about water conservation and drinking water treatment in this fun-filled, fact-filled video. VHS, 24 minutes. Produced by American Water Works Association in cooperation with Denver Channel 8 and the U.S. Environmental Protection Agency.  
Edition: 2000, VHS



### ***Earth Cafe: Drinking Water Treatment and Conservation***

For grades 3 - 6. Kids laugh and learn about water conservation and drinking water treatment in this fun-filled, fact-filled video. VHS, 24 minutes. Produced by American Water Works Association in cooperation with Denver Channel 8 and the U.S. Environmental Protection Agency.  
Edition: 2000, VHS



### ***The Adventures of Ethel Mermaid and Tad Pole: The Hydrologic Cycle***

Ethel Mermaid and Tad Pole take a wild ride on the hydrologic cycle and learn about water storage, evaporation, cloud storage, transpiration, and precipitation. Grades 3 - 6. 8 minutes. Produced by AWWA.  
Edition: 1997




## ***The Adventures of Ethel Mermaid and Tad Pole: Source Water Protection***

Ethel Mermaid and Tad Pole discover pollution in their home, Ezra Pond, and learn how pollution impacts drinking water supplies. Ages 7-12 . 9 minutes.  
Produced by AWWA.  
Edition: 1997, VHS



## ***Backyard Safari - Water***



This 30-minute video and available teacher's guide, developed for students in grades preK to 2 as part of the BACKYARD SAFARI series, investigates how water is used and why it is important to living organisms. The series, which consists of 13 half-hour videos, introduces children to topics in the area of science and natural history. In this video, a host named Celia demonstrates how different animals cool their body temperature using water. Students learn about the various methods animals and plants use to receive water, and they also see how water can exist in the three states of matter. Celia, along with marine biologists, explores creatures that live in the water, including the lobster, the octopus, and the sea star. In the featured activity, students use white carnations and colored water to observe how a plant's vascular system operates.

The teacher's guide offers discussion topics and hands-on activities to support the videotapes in the series. Each chapter, which corresponds to a different video, begins with an introduction to the video and offers questions to facilitate a classroom discussion. A curriculum integration activities section provides several ideas for activities that incorporate subjects outside of science, including language arts, social studies, and math. For example, one of the suggested activities integrating art encourages students to design and build a boat. Using materials such as wood scraps, plastic containers, and clay, students construct a boat they can test at the water table. The chapter concludes with a list of resources for finding additional information about water.

Produced by: Great Plains National. 30 min.

## ***Go With The Flow- Water cycle***



Did you know that the water you drank today, may have been drunk by a dinosaur 50 million years ago? Well it's true. All the water in the world is constantly being recycled. It is cleaned in a never-ending cycle of evaporation, condensation, and precipitation. But there's a limit to the amount of pollution the water cycle can handle. Sometimes water gets polluted even before it hits the ground —rain falling through polluted air can form acid rain that may kill plants and animals. Come follow the flow from ocean to clouds to rain, discover how dirty water becomes clean, find out how a river is born, and learn how people fit into the water cycle. Teacher's guide provided. Grades 3-6

Produced by: Great Plains National, 15 minutes


### ***Down the Drain – a 3-2-1 Contact Extra***

When you turn on the tap, do you worry whether the water's safe to drink...or even whether any water will come out? Water's a most important resource. Without it, all living things would die. But there's only so much water and it's been going around for years – water you drink today is the same water dinosaurs drank. Join 3-2-1 CONTACT's Stephanie Yu and travel along the water cycle to find out how water gets dirty, how it gets clean, and what we can do to help conserve and preserve it. Using music, animation, and location shots along the way, "Down The Drain" is a fountain of information about our precious liquid asset. Grades 4-6.



Produced by: Children's Television Workshop, 1991. 30 min. Close-captioned for the hearing impaired

### ***Water Down the Drain with Alex the Frog – CD-ROM and VHS available***



Learn the story of water pollution from a frog! Irresistible Alex, a sixfoot hip-hopping frog, introduces the causes of non-point runoff pollution in urban settings — as only a frog can! Six modules introduce a watershed landscape perspective and provide information about the impacts of impervious surfaces and pollution problems and solutions common to residential lots. This media-rich CD-ROM also profiles two citizen stewardship projects and features an unforgettable music video. This program is the perfect story of the hazards of pollution for students and families alike! VHS approx. 20 min long.

Produced by: Hamline University Center for Global Environmental Education

### ***Science Court Water Cycle Video***

*Is there water in the air? Science court finds out!*

#### **NEW! Science Court Water Cycle Video**

Welcome to Science Court, where kids learn about scientific concepts and sound methods through a combination of courtroom drama, animation, and humor. When the court's in session this week, we learn why Pip Peterson's leaky pipes really aren't leaking—thanks to Maria Hernandez, the weekend weatherwoman who explains the Water Cycle to Judge Stone and the courtroom. Through demonstrations and experiments, kids will learn about the water cycle, condensation, evaporation, and states of matter. **The evidence is in:** From start to finish, Science Court is exceptional programming for today's media-savvy kids. With just one viewing, you'll know why this program won the Technology and Learning Award of Excellence and the Districts' Choice Award. VHS, 2000. Approx. 22 minutes. Produced by Tom Snyder Productions Edition: 2000, VHS





### ***Professor Water and the Amazing Water Cycle***

Question: "What's the formula for water?"

Answer: "H, I, J, K, L, M, N, O." (You know, "H" to "O")

He's weird! He's wacky! He's Professor Water! Join the mad professor and a cohort of kids as they go for a wild ride on the wondrous water cycle. Great for school presentations, and other community events. All ages will enjoy! 28 minutes. Produced by AWWA.

Also available: Professor Water video broken down into short units, including:

Program 1: Evaporation

Program 2: Condensation & Precipitation

Program 3: Runoff and Infiltration

Program 4: Completing the Cycle

### ***Professor Water: Fantastic Facts About H<sub>2</sub>O***

Join zany Professor Water as he and his sidekick take viewers from Niagara Falls to the South Pole, and from Death Valley to the O.K. Corral! Along the way, viewers learn a world of information about H<sub>2</sub>O, water treatment, water conservation, and other wonders of water. Ideal for utility plant tours, schools, and community groups. Fast-paced fun for all ages. 28 minutes. Produced by AWWA.

Edition: 1995, VHS



### ***Water***



**Water** combines real video with 3-dimensional animation created in cooperation with Dempsey Film Group animators. Water droplet Mickey H<sub>2</sub>O guides viewers through the life cycle and treatment of water. Beautiful, handpainted watercolors, by AETN Graphic Artist Sandra Ake, offer students a vivid explanation of Mickey's endless journey through time. Mickey H<sub>2</sub>O introduces friends and places involved in the everyday operations of water preservation. Parts of the video mention lakes and streams in Arkansas where it was produced, but the overall content is applicable anywhere. 7<sup>th</sup>-8<sup>th</sup> grade.

### ***Earth Revealed – Ground Water***



On a human timescale, geologic processes unfold very slowly. Yet these changes are closely linked to human activity. Based on the award-winning college telecourse and PBS series of the same name and specifically designed for use at the pre-college level, Earth Revealed – High School Edition introduces high school students to Earth's dynamic interacting systems – how they relate to the development of life, and how they help us unlock the secrets of our environment. "Ground Water" explains how ground water is distributed and measures its importance to human life. Produced by: Great Plains National. 14 min, 21 sec.

## ***The Power of Water – National Geographic***

Examine the critical issues of America's freshwater supplies by seeing firsthand how conservation and pollution are affecting lives across America. The National Geographic video **The Power of Water** is an excellent introduction to water issues, available from the Water Resource Educator. Length is 55 minutes. The video is divided into 5 sections: Columbia River (10 minutes), The Great Lakes (10 minutes), Everglades (10 minutes), Ogallala Aquifer (10 minutes) and the Colorado River and the Southwest (10 minutes). For grades 7-12. Closed-captioned.

Produced by: National Geographic, 1996. 55 min.



## ***Water To The Last Drop – Assignment Discovery***

This 52-minute videotape, developed for grades 6-12 as part of the ASSIGNMENT DISCOVERY series by the Discovery Channel School, examines the natural history of water and the most recent technologies used to make water safe. The series is designed to provide information about specific scientific topics while incorporating real-world applications in each of the videotapes. This videotape on water is composed of two segments and covers such topics as how misuse and contamination threaten our water supply and what techniques scientists are using to purify our water supply. Each segment concludes with discussion questions, suggested activities, and related resources. A brief program overview reinforces ideas presented in the video by offering additional discussion questions and activities, as well as a glossary of related terms.

Part of the video was filmed outside the United States, in places such as Mexico, Canada, and the Middle East, to emphasize rising tension over the use of water resources. For example, shared water sources among several Middle Eastern countries have caused conflicts due to a struggle in political power. A separate discussion focuses on a growing concern about the increase in the population of Egypt and the use of the Nile River as Egypt's primary source of water. The end of the segment offers questions about the greenhouse technology discussed in the program that could help arid regions grow plants with only a fraction of the water needed to irrigate open fields. The activity challenges students to read a selection of work by the literary naturalist Rachel Carson, and to write a reflection on her work citing examples of how she stresses the interdependence of living organisms.

Produced by: The Discovery Channel

## ***Whaddya Know About H2O?***

*Whaddya Know About H2O?* educates young viewers all about water. 30 self-contained one-minute segments, each covering a single water topic, combine colorful and stimulating visuals with fast-paced, kid-friendly explanations to ensure that viewing is as entertaining as it is informative.

This program meets the expectations of today's media-savvy kids with compelling visuals, real-world examples, and fun facts. An ideal teaching tool, the video comes with a Teacher's Guide. Also great to use as TV interstitials. The video meets National Educational Standards for science, vocabulary, and geography. Ages 8 to 14.

*Whaddya Know About H2O?* educates young viewers all about water. 30 self-contained one-minute segments, each covering a single water topic, combine colorful and stimulating visuals with fast-paced, kid-friendly explanations to ensure that viewing is as entertaining as it is informative.

This program meets the expectations of today's media-savvy kids with compelling visuals, real-world examples, and fun facts. An ideal teaching tool, the DVD comes with a Teacher's Guide. Also great to use as TV interstitials. The video meets National Educational Standards for science, vocabulary, and geography. Ages 8 to 14.





## ***Environmental Ethics – Examining Your Connection to the Environment and Your Community*** (available in both VHS and DVD)


This series profiles a diverse group of courageous Goldman Environmental Prize winners who have made it their duty to protect their local environments. Organized around foundational topics in environmental studies, *Environmental Ethics* examines both the facts and the ethical arguments surrounding resource management practices. The inspiring stories told in *Environmental Ethics* pose questions about how to weigh the needs of modern life with the reality of its impact on the natural world. Through engaging, real-life examples of ethical concepts in action, this program asks viewers to think more critically about the power each person has to make a difference in their own communities. A true testament to the “power of one,” *Environmental Ethics* demonstrates the many ways that regular people can become environmental heroes.

*Environmental Ethics* is part of a fully standards-based high school course supplement that includes this video series, a comprehensive accompanying written curriculum (also available from NPWD), and an interactive online teachers’ community, the Environmental Ethics Network. The course is aligned to national education standards in science, social studies, and language arts.

Recommended by the National Audubon Society, Sierra Club, World Wildlife Fund (WWF), National Wildlife Federation (NWF), and the Union of Concerned Scientists.

## ***Your Own Back Yard: A Xeriscape Primer***

Learn to design an attractive, water-conserving landscape right in your own back yard. A colorful, inviting Xeriscape can reduce outdoor water use 30 to 80 percent by incorporating plants suited to a region’s soil and climate. This video explains seven simple principles to help you create a lush landscape and conserve water. Hosted by nationally renowned Master Gardener Luan Akin. VHS, 53 minutes. Produced by Linda Rea Productions. Edition: 1992, VHS



## ***Texas – The State of Water (VHS & DVD)***

*Texas The State of Water – Finding a Balance* is an in-depth, hour-long documentary presented and produced by the Texas Parks and Wildlife Department. The program explores how the demand for water will grow dramatically in years to come, and weighs the impact that growth will have on the state. The documentary shows how the steps we take – or do not take – will impact Texas and its people, wildlife and economic vitality for future generations. DVD, 57 minutes.



### ***Texas: The State of Springs (DVD)***

This hour-long documentary, narrated by Walter Cronkite, will examine the alarming decline of Texas' natural springs and address the current issues that directly impact spring flow and what can be done to save these vital resources.



### ***The Playas – Reflections of Life on the Plains*** (available in both VHS and DVD)

You may have never heard of, nor seen, a playa wetland. Unknown to most, playas are the most abundant and ecologically important wetlands in the Southern High Plains, recharging aquifers, and sustaining wildlife and agricultural economies. Yet despite these benefits, playas remain critically threatened and are fading from the landscape faster than people can even learn they exist. This 28-minute film, produced by Playa Lakes Joint Venture, illustrates the values of playas to wildlife, water and people, threats to the wetlands and how people are working to conserve them. The film features sweeping aerial footage of playas captured by hot air balloon and interviews with playa experts, biologists, landowners and community leaders throughout the six-state playa lakes region.

For teacher resources and activities that relate to Playas, visit the Playa Lakes Joint Venture website at <http://www.pljv.org/EduResources/activity.html>

### ***After the Storm***



In this video, co-produced by the Environmental Protection Agency and The Weather Channel, the concept of watersheds and polluted watershed drainage are presented in real-life situations. All across America people live, work and play in watersheds, without knowing it. As this video shows, protecting the nation's water resources will take the awareness and effort of individual citizens. Three case studies focus on the interconnections between water supply, water quality and the economic vitality and quality of life in our communities.

The accompanying brochure provides tips on preventing runoff from residential and commercial properties, farms, construction sites, automotive facilities, forestry operations, and others. This video makes an excellent introduction to the Storm Drain Stenciling project in which North Plains Groundwater Conservation District is participating. The EPA has recommended that all towns and cities label their storm drains with a message that reminds citizens that what goes down the storm drain reaches our surface water and eventually our groundwater. NPWD will provide storm drain stencils to any interested group who would like to participate in stenciling the storm drains in their area with the message "Dump No Waste, Protect Your Groundwater"

Produced by: The United States Environmental Protection Agency Office of Water in cooperation with The Weather Channel. 2004. 22 min.

### ***From Streets to Stream: Reducing Pollution from Urban Yards***

This 13 minute video highlights water pollution problems associated with urban development. The video also gives specific information about how homeowners can change their lawn care practices to reduce pollution in urban watersheds.

This video is appropriate for a wide variety of audiences - from scout troupes and junior and senior high students, to PTA's and other adult groups. An excellent addition to a storm drain stenciling project and the "After the Storm" program. There is an excellent student activity guide for 6<sup>th</sup> graders developed by an elementary teacher to accompany this video also.

### ***Foundations: Aquifers of Texas (VHS)***

Aquifers are our reservoirs of groundwater. More than 60 percent of the water people use in Texas comes from aquifers. This video explains how water moves through aquifers and how wells tap into this resource. Protecting groundwater from contamination is critical.

By: Bruce J. Lesikar and Dana Porter, 2003 VHS

Produced by: Texas Cooperative Extension

### ***Divining the Future: Groundwater Conservation Districts (VHS)***

This videotape depicts methods of managing groundwater in Texas, as well as the roles and responsibilities of groundwater districts. (20 minutes)

By: Bruce J. Lesikar and Dana Porter, 2001 VHS

Produced by: Texas Cooperative Extension

### ***Groundwater Quality: Managing the Resource (VHS)***

Groundwater resources are easily overlooked and mismanaged. Groundwater basins are out of sight under the earth so it is difficult to gauge what's happening with water volume, flow and quality. When problems turn up at the earth's surface, it is sometimes too late to rescue the aquifer below. This program provides valuable and vital information about how to better use and protect our precious groundwater supplies.

Produced by: The Water Education Foundation with additional assistance from the U.S. Environmental Protection Agency Region IX. 15:40 minutes.

### ***Water: For the Life of Texas***

This video examines Texas' water planning process and the long-lasting impacts the state's water management decisions have on our economy, our rich wildlife and landscape heritage, and the health of our environment. This film is a product of the "Texas Living Waters Project", through which NWF and partner organizations seek to inform and engage citizens in supporting

economically and environmentally sound water planning in Texas. Supplemental information sheets also provided.

Produced by: National Wildlife Federation and the Texas Living Waters project. 22 min. 59 sec.

### ***Crossroads--Texas Water Law (VHS)***

This video deals with the Texas laws that govern the way water can be used. The "container" the water is in (e.g., lake, aquifer or stock tank) determines the legal uses of the water. This video explains water regulations from a landowner's perspective.

By: Bruce J. Lesikar , 2003

Produced by: Texas Cooperative Extension